

Scaled data based on original data using
LM-79-08 Approved Method: Electrical and Photometric Measurements of Solid-
State Lighting Products

Test Report Prepared for
Cooper Lighting Solutions
(formerly Eaton)

Brand: STREETWORKS

Report Number: P457733

Luminaire Tested: **GLAN-SA9A-760-U-AFL-HSS**

Issue Date: 1/4/2021

Test Information

Test Method: LM-79-08
Report Number: P457733
TEST IS SCALED FROM IESNA LM-79-08 TEST DATA (G3-2011-042-25)
Test Lab: INNOVATION CENTER
Issue Date: 1/4/2021
Manufacturer: COOPER LIGHTING SOLUTIONS (FORMERLY EATON)
Product Line: STREETWORKS
Catalog Number: GLAN-SA9A-760-U-AFL-HSS
Description: GALLEON AREA AND ROADWAY LUMINAIRE
(9) 70 CRI, 5700K, 615mA LIGHTSQUARES WITH 16 LEDS EACH AND AUTOMOTIVE
FRONTLINE OPTICS WITH HOUSE SIDE SHIELD
Light Source: -
Ballast/Driver: ELECTRONIC DRIVER

Summary

Lumens per Lamp: N/A
Luminaire Lumens: 33967 lumens
Efficiency: N/A
Efficacy: 124.0 lumens/watt
Luminous Opening: Rectangular (W 1.5' x L: 1.5' x H: 0')
IES Classification: Type II - Short
BUG Rating: B2 - U0 - G2

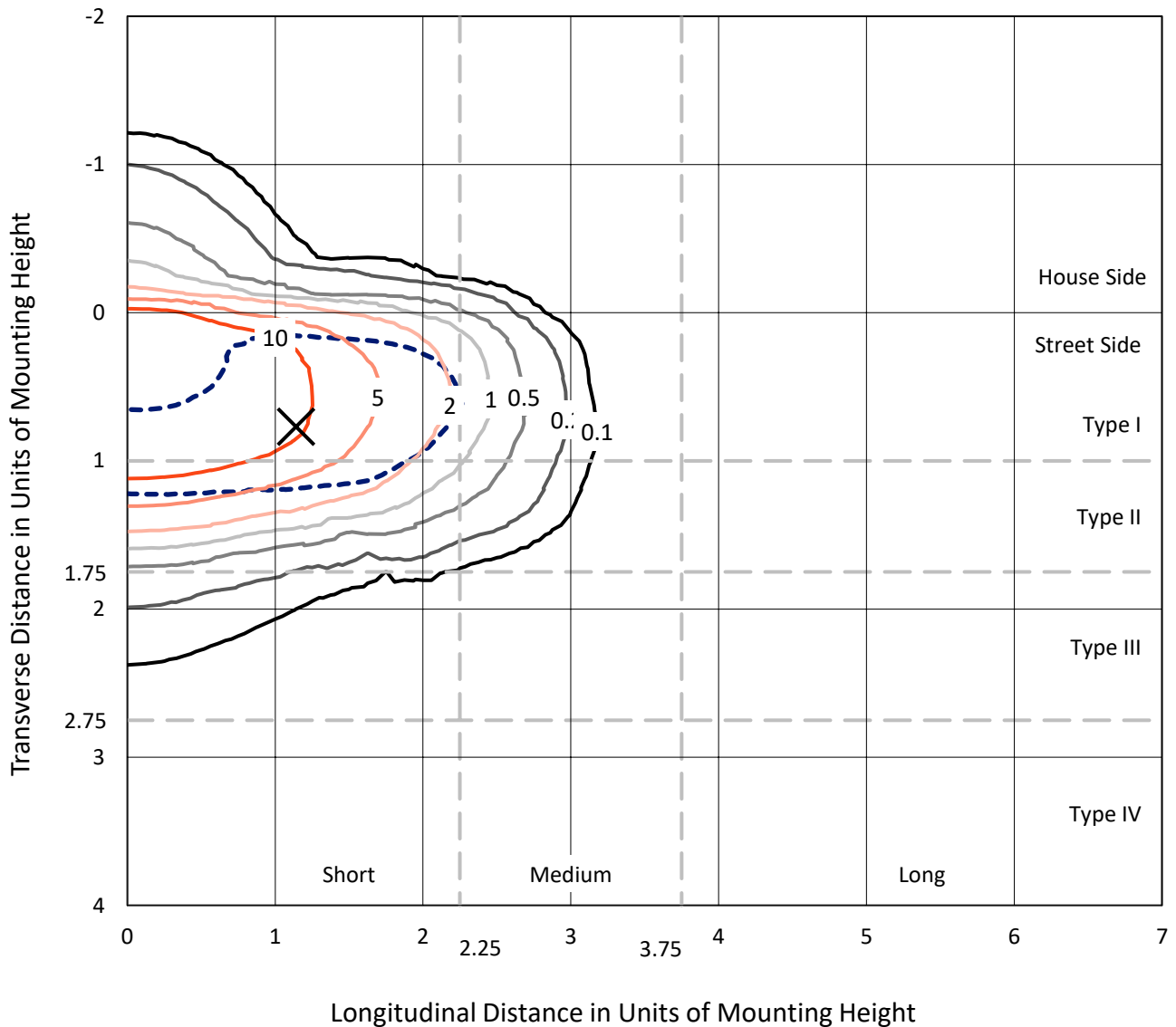
Input Watts (W): 274
Input Voltage (V): NR
Input Current (A_{in}): NR
Voltage Rise (V): NR
Power Factor: NR
Total Harmonic Distortion (THDi): NR
Frequency (hertz): 60
Stabilization Time: NR
Operation Time: NR
Ambient Temperature (°C): NR
Test Distance: 24 FT



REPORT NUMBER: P457733
 CATALOG NUMBER: GLAN-SA9A-760-U-AFL-HSS

Iso-Footcandle Lines of Horizontal Illumination

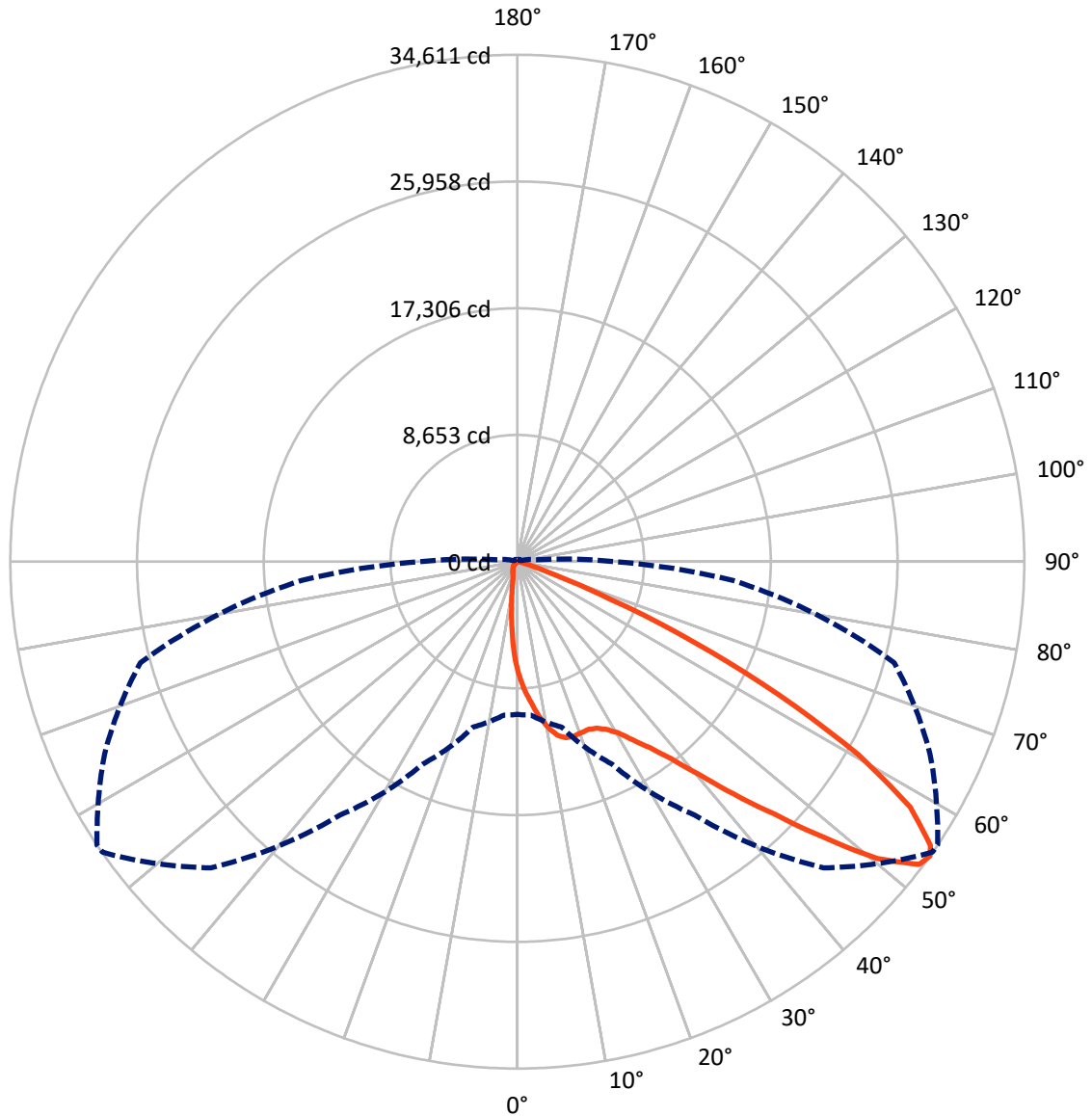
✕ Max cd
 - - - 1/2 Max cd



Based on 25 foot mounting height. Maximum calculated value = 18.1 fc
 Type II - Short - N/A

REPORT NUMBER: P457733
CATALOG NUMBER: GLAN-SA9A-760-U-AFL-HSS

Luminous Intensity Polar Plot



— Vertical Plane Through 56-Deg Lateral - - - Horizontal Cone Through 54-Deg Vertical

REPORT NUMBER: P457733

CATALOG NUMBER: GLAN-SA9A-760-U-AFL-HSS

FLUX DISTRIBUTION:

		Downward	Upward	Total
House Side	Lumens	1606.2	0.0	1606.2
	% Fixture	4.7	0.0	4.7
Street Side	Lumens	32360.8	0.0	32360.8
	% Fixture	95.3	0.0	95.3
Total	Lumens	33967.0	0.0	33967.0
	% Fixture	100.0	0.0	100.0

Coefficient of Utilization

ZONAL LUMENS:

Zone	Lumens	% Fixture
0°-10°	666.8	2.0
10°-20°	1802.7	5.3
20°-30°	3122.2	9.2
30°-40°	5389.4	15.9
40°-50°	9172.9	27.0
50°-60°	9077.7	26.7
60°-70°	4143.3	12.2
70°-80°	532.1	1.6
80°-90°	60.0	0.2
90°-100°	0.0	0.0
100°-110°	0.0	0.0
110°-120°	0.0	0.0
120°-130°	0.0	0.0
130°-140°	0.0	0.0
140°-150°	0.0	0.0
150°-160°	0.0	0.0
160°-170°	0.0	0.0
170°-180°	0.0	0.0
0°-90°	33967.0	100.0
0°-180°	33967.0	100.0

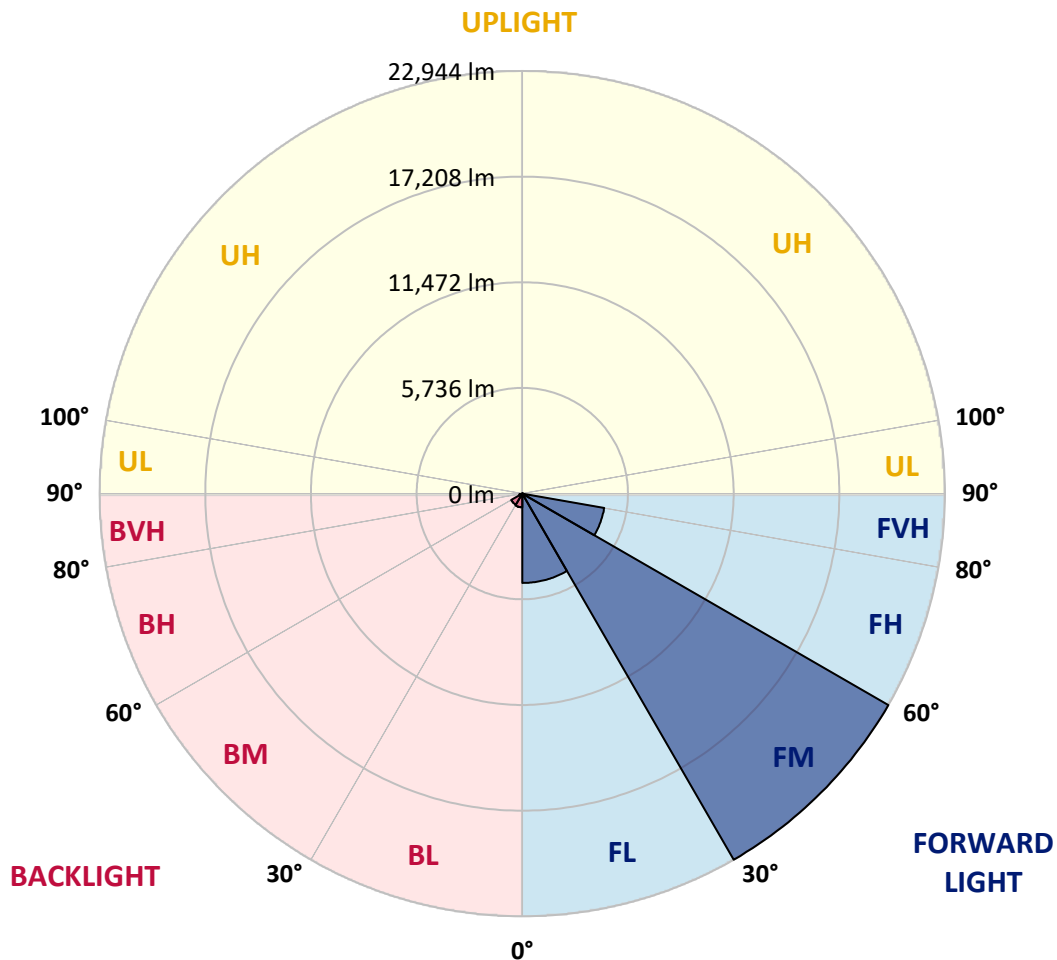


REPORT NUMBER: P457733
 CATALOG NUMBER: GLAN-SA9A-760-U-AFL-HSS

LUMINAIRE CLASSIFICATION SYSTEM LUMEN TABLE AND BUG RATING:

Zone	Lumens	% Fixture	Zone Rating/Lumen Limit		
			B	U	G
FL (0°-30°)	4848.9	14.3			
FM (30°-60°)	22943.8	67.5			
FH (60°-80°)	4514.5	13.3			G2/5000
FVH (80°-90°)	53.5	0.2			G1/100
BL (0°-30°)	742.8	2.2	B2/1000		
BM (30°-60°)	696.1	2.0	B1/1000		
BH (60°-80°)	160.8	0.5	B1/500		G1/500
BVH (80°-90°)	6.4	0.0			G0/10
UL (90°-100°)	0.0	0.0		U0/0	
UH (100°-180°)	0.0	0.0		U0/0	

BUG Rating: B2-U0-G2
 Type II Short





REPORT NUMBER: P457733

CATALOG NUMBER: GLAN-SA9A-760-U-AFL-HSS

CANDELA DISTRIBUTION (FULL):

	0°	5°	15°	25°	35°	45°	55°	56°	65°	75°	85°
0°	7546.5	7546.5	7546.5	7546.5	7546.5	7546.5	7546.5	7546.5	7546.5	7546.5	7546.5
2.5°	9590.7	9524.2	9432.5	9361.5	9194.2	8953.6	8699.2	8699.2	8454.0	8112.5	7764.2
5°	11061.9	11018.4	10929.0	10745.7	10557.8	10220.9	9709.8	9620.5	9182.7	8564.0	7913.2
7.5°	11660.1	11680.7	11685.3	11637.1	11547.8	11215.5	10709.0	10647.1	9948.2	9118.6	8108.0
10°	11087.1	11188.0	11286.5	11485.9	11767.8	11848.0	11561.5	11497.3	10809.8	9680.0	8318.8
12.5°	10234.6	10289.6	10344.6	10658.6	11224.6	11873.2	12173.4	12171.1	11589.0	10239.2	8586.9
15°	9838.2	9886.3	9890.9	10030.7	10521.1	11465.3	12434.6	12469.0	12349.8	10929.0	8875.7
17.5°	9920.7	9959.6	9927.5	9961.9	10218.6	11016.1	12404.8	12519.4	12966.3	11591.3	9136.9
20°	10459.2	10534.8	10411.1	10314.8	10392.8	10896.9	12304.0	12464.4	13401.7	12237.6	9375.2
22.5°	11426.3	11467.5	11311.7	11048.2	10910.7	11146.7	12276.5	12434.6	13773.0	12766.9	9512.7
25°	12501.1	12487.3	12315.5	12019.8	11731.1	11650.9	12457.6	12599.6	14080.1	13243.6	9554.0
27.5°	13575.9	13617.1	13328.4	12961.7	12615.7	12407.1	12863.2	12968.6	14426.1	13786.7	9604.4
30°	14824.9	14758.4	14474.2	14054.9	13658.4	13367.3	13516.3	13546.1	14902.8	14506.3	9737.3
32.5°	16449.7	16266.3	15947.8	15214.4	14930.3	14437.6	14474.2	14510.9	15482.6	15219.0	9897.8
35°	18654.2	18645.1	18021.7	17034.0	16341.9	15730.1	15569.7	15599.4	16360.3	16277.8	10253.0
37.5°	21308.0	21344.7	20634.3	19639.7	18365.5	17393.8	17063.8	17068.4	17694.0	17739.9	10793.8
40°	23469.1	23565.3	23141.4	22469.9	21211.8	19692.4	19137.8	19087.4	19568.6	19511.3	11566.1
42.5°	24399.5	24488.9	24647.0	24880.7	24188.6	22935.1	21626.6	21695.3	21842.0	21440.9	12432.3
45°	23943.4	24085.5	24706.6	26150.3	26801.2	26379.5	24818.9	24578.2	23957.2	23537.8	13303.2
47.5°	22043.6	22389.7	23427.8	25831.8	28109.7	29535.1	28421.4	28102.8	26074.7	25068.7	13857.8
50°	18920.1	18940.7	20386.8	23459.9	27431.4	31526.6	32099.5	31861.2	28047.8	25928.0	14137.4
52.5°	13715.7	14167.1	15491.7	19050.7	24493.4	31224.1	34443.9	34345.4	30082.8	26368.0	14540.7
54°	10427.1	10514.2	11692.1	15223.6	21117.8	29562.6	34588.3	34611.2	31093.5	26633.9	14779.0
55°	8548.0	8339.4	9576.9	12968.6	18814.7	28093.7	34116.2	34226.2	31547.2	26771.4	14955.5
57.5°	4051.7	4054.0	5000.4	6840.7	11783.8	21814.5	31231.0	31620.6	31597.6	27007.4	15498.6
60°	2051.1	2064.8	2273.3	3157.9	5820.9	14501.7	25822.6	26750.7	29166.2	27041.8	15677.4
62.5°	1434.6	1418.5	1384.2	1519.4	2449.8	7370.0	19224.9	20031.5	24779.9	25733.2	15109.0
65°	1228.3	1194.0	1097.7	1077.1	1237.5	2935.6	11974.0	13289.4	18920.1	22282.0	13491.1
67.5°	1049.6	1035.8	948.8	896.0	875.4	1278.8	6178.4	6870.4	12931.9	16016.5	10218.6
70°	891.5	884.6	831.9	765.4	708.1	765.4	2291.7	2839.4	7207.3	8623.6	4821.7
72.5°	724.2	731.0	740.2	655.4	595.8	543.1	978.5	1139.0	3015.8	3082.3	1686.7
75°	634.8	627.9	627.9	570.6	497.3	403.3	538.5	579.8	923.5	857.1	391.9
77.5°	446.9	430.8	504.2	469.8	414.8	286.5	307.1	325.4	382.7	327.7	183.3
80°	309.4	309.4	323.1	421.7	373.5	208.5	187.9	201.7	226.9	194.8	105.4
82.5°	174.2	178.8	210.8	224.6	217.7	139.8	123.8	126.0	151.3	132.9	66.5
85°	20.6	34.4	121.5	119.2	89.4	61.9	68.8	71.0	94.0	82.5	39.0
87.5°	2.3	4.6	25.2	32.1	22.9	25.2	25.2	25.2	32.1	36.7	27.5
90°	0.0	0.0	0.0	0.0	0.0	0.0	0.0	0.0	0.0	0.0	0.0



REPORT NUMBER: P457733

CATALOG NUMBER: GLAN-SA9A-760-U-AFL-HSS

CANDELA DISTRIBUTION (continued):

	90°	95°	105°	115°	125°	135°	145°	155°	165°	175°	180°
0°	7546.5	7546.5	7546.5	7546.5	7546.5	7546.5	7546.5	7546.5	7546.5	7546.5	7546.5
2.5°	7576.3	7402.1	6987.3	6506.1	6199.0	5699.4	5277.7	4972.9	4897.3	4750.6	4794.2
5°	7567.1	7205.0	6359.4	5465.6	4512.3	3801.9	3272.5	2855.4	2672.1	2550.6	2465.8
7.5°	7571.7	7005.7	5649.0	4225.9	3086.9	2390.2	1899.8	1645.4	1475.8	1404.8	1414.0
10°	7585.4	6781.1	4824.0	3130.4	2083.1	1544.6	1244.4	1122.9	1065.6	1056.5	1054.2
12.5°	7617.5	6535.9	4035.6	2323.8	1457.5	1122.9	1008.3	967.1	948.8	948.8	941.9
15°	7651.9	6265.4	3380.2	1727.9	1122.9	964.8	912.1	891.5	880.0	880.0	877.7
17.5°	7651.9	5953.8	2768.3	1340.6	967.1	886.9	845.6	818.1	809.0	809.0	806.7
20°	7603.8	5591.7	2225.2	1079.4	877.7	813.5	772.3	742.5	731.0	726.5	724.2
22.5°	7436.5	5108.1	1771.5	928.1	804.4	749.4	696.7	662.3	653.1	648.5	650.8
25°	7138.6	4562.7	1402.5	815.8	737.9	671.5	625.6	600.4	591.3	591.3	593.5
27.5°	6831.5	3992.1	1111.5	731.0	657.7	598.1	561.5	545.4	543.1	550.0	552.3
30°	6547.3	3419.2	900.6	662.3	586.7	536.3	511.0	506.5	506.5	508.8	511.0
32.5°	6231.1	2917.3	754.0	602.7	529.4	485.8	472.1	472.1	476.7	476.7	481.3
35°	6031.7	2486.5	662.3	545.4	485.8	449.2	440.0	442.3	449.2	458.3	462.9
37.5°	5924.0	2142.7	602.7	499.6	444.6	419.4	410.2	414.8	430.8	446.9	449.2
40°	5933.2	1883.8	554.6	460.6	412.5	385.0	378.1	391.9	407.9	424.0	426.3
42.5°	6034.0	1691.3	508.8	414.8	385.0	346.0	343.8	357.5	364.4	380.4	382.7
45°	6153.2	1551.5	460.6	366.7	334.6	300.2	302.5	314.0	323.1	348.3	352.9
47.5°	6189.8	1455.2	405.6	311.7	275.0	263.5	265.8	272.7	291.0	314.0	316.3
50°	6231.1	1395.6	352.9	263.5	233.8	231.5	233.8	238.3	249.8	259.0	256.7
52.5°	6407.5	1393.3	309.4	229.2	199.4	204.0	206.3	204.0	194.8	181.0	176.5
54°	6572.5	1400.2	288.8	213.1	183.3	190.2	187.9	176.5	153.5	139.8	132.9
55°	6705.4	1407.1	277.3	201.7	174.2	176.5	178.8	155.8	126.0	112.3	107.7
57.5°	6966.7	1391.0	249.8	176.5	153.5	144.4	142.1	103.1	68.8	59.6	55.0
60°	6836.1	1255.8	226.9	151.3	130.6	116.9	96.3	57.3	34.4	25.2	25.2
62.5°	6322.7	1065.6	201.7	123.8	107.7	89.4	50.4	32.1	16.0	9.2	6.9
65°	5655.9	896.0	181.0	98.5	84.8	57.3	27.5	20.6	6.9	0.0	0.0
67.5°	4205.2	664.6	153.5	77.9	64.2	36.7	18.3	11.5	2.3	0.0	0.0
70°	1947.9	405.6	130.6	59.6	45.8	27.5	13.8	6.9	0.0	0.0	0.0
72.5°	559.2	254.4	107.7	43.5	32.1	22.9	11.5	4.6	2.3	0.0	0.0
75°	194.8	204.0	80.2	32.1	25.2	16.0	9.2	4.6	2.3	0.0	0.0
77.5°	116.9	165.0	50.4	27.5	20.6	13.8	9.2	4.6	2.3	2.3	0.0
80°	66.5	110.0	32.1	22.9	18.3	11.5	6.9	4.6	2.3	2.3	0.0
82.5°	36.7	52.7	25.2	20.6	16.0	11.5	6.9	4.6	2.3	2.3	2.3
85°	29.8	27.5	20.6	18.3	13.8	9.2	6.9	2.3	0.0	0.0	0.0
87.5°	22.9	18.3	18.3	18.3	13.8	9.2	6.9	2.3	0.0	0.0	0.0
90°	0.0	0.0	0.0	0.0	0.0	0.0	0.0	0.0	0.0	0.0	0.0

(END OF REPORT)